LC1/LC2 - D115 D150

Contacteurs / Contacteurs-Inverseurs
CONTACTORS / REVERSING CONTACTORS
SCHÜTZE / WENDESCHÜTZE
CONTATTORI / TELEINVERTITORI
CONTACTORES / CONTACTORES- INVERSORES

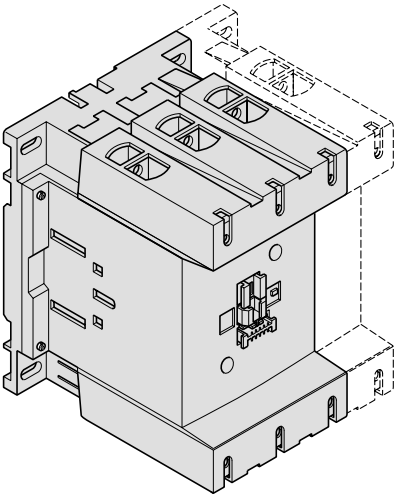

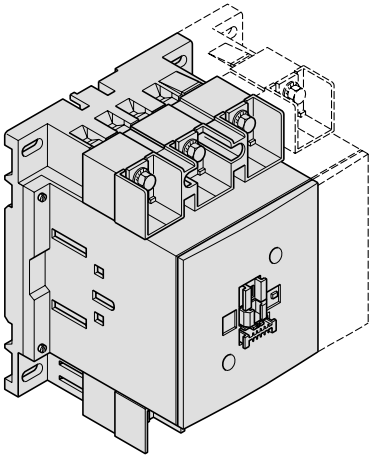

LC1-D11500
LC1-D115004
LC2-D11500
LC2-D115004
LC1-D15000
LC2-D15000

LC1-D115006
LC1-D1150046
LC2-D115006
LC2-D1150046
LC1-D150006
LC2-D150006

W9 1382495 01 21 (03/98)

Telemecanique

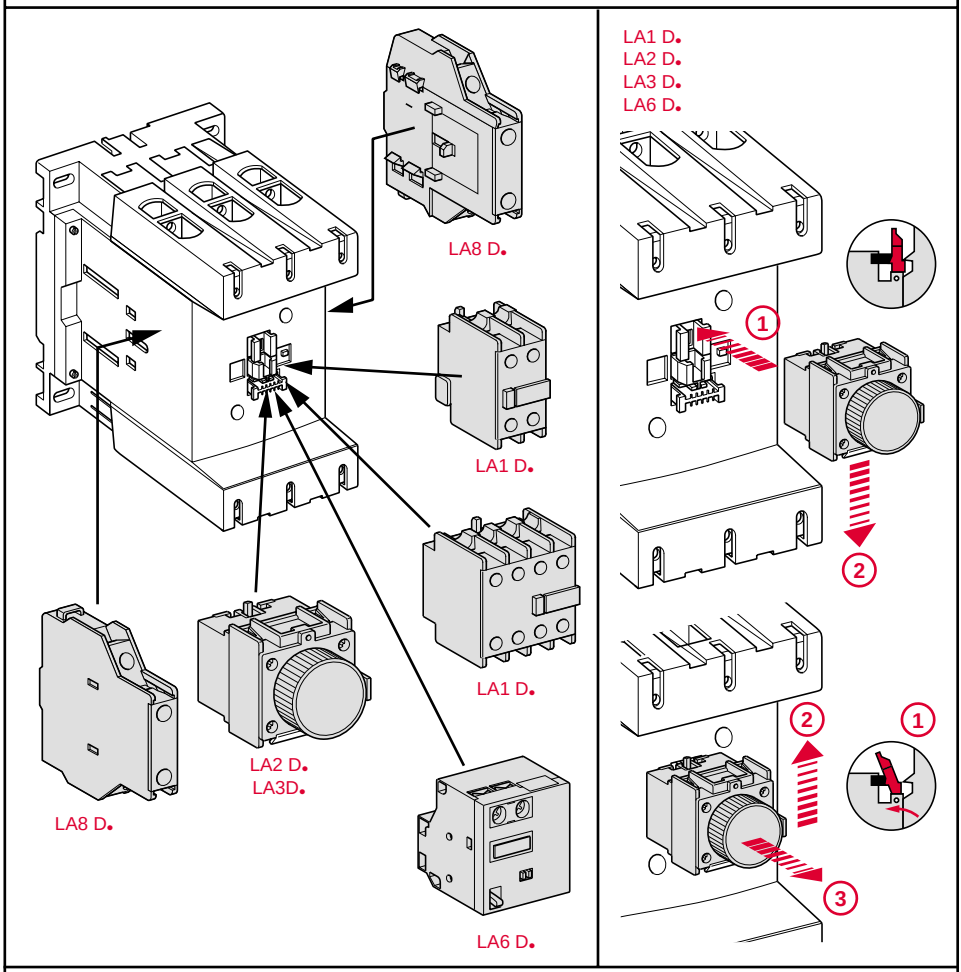
LA8 D.
LA1 D.
LA1 D.
LA2 D.
LA3D.
LA8 D.
LA6 D.
LA1 D.
LA2 D.
LA3 D.
LA6 D.
1
2
2
1
3

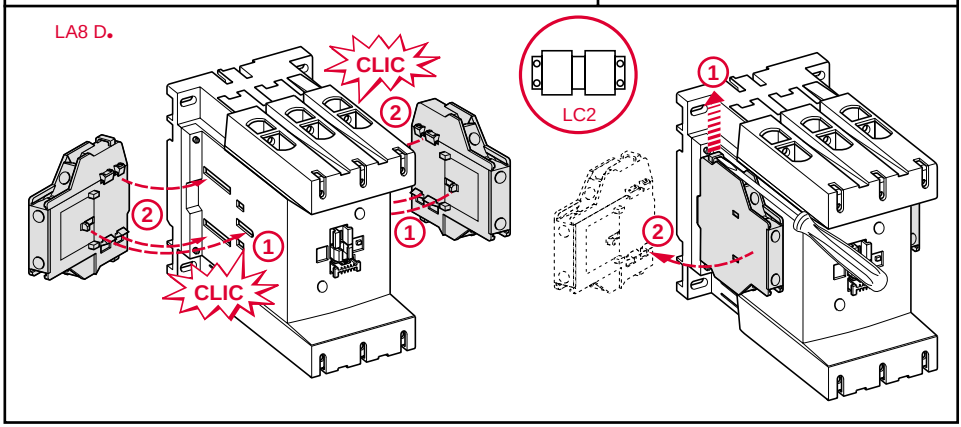
LA8 D.
CLIC
2
1
1
2
CLIC
LC2
1
2

LC1

3P

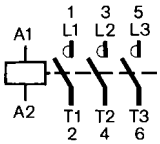

4P

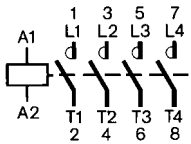

LC2

3P

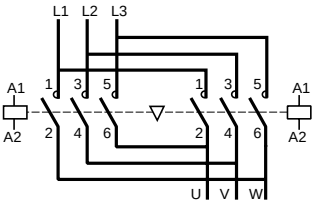

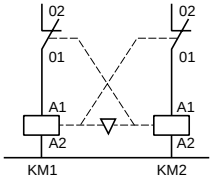

4P

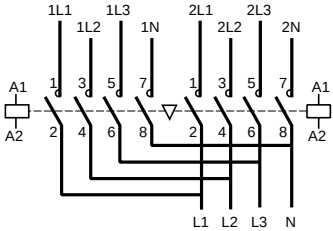

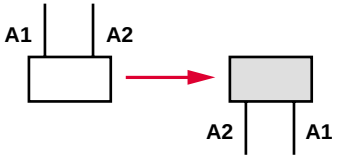

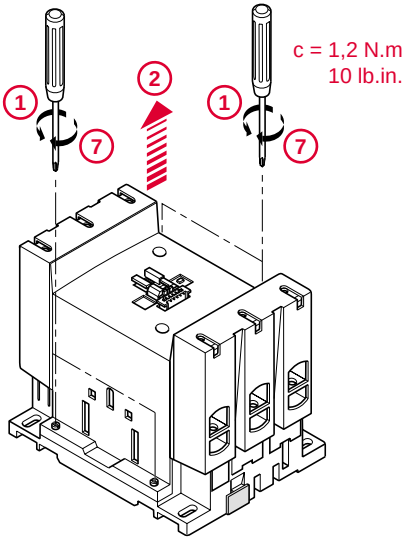

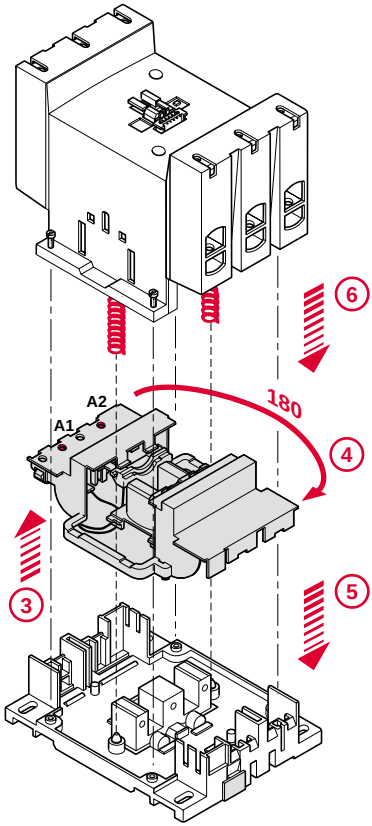

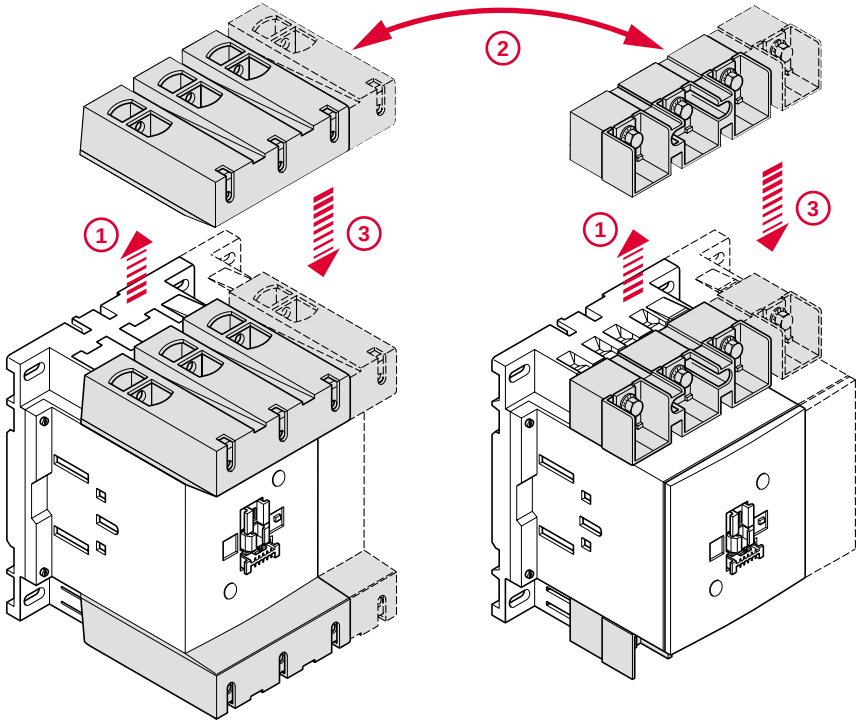

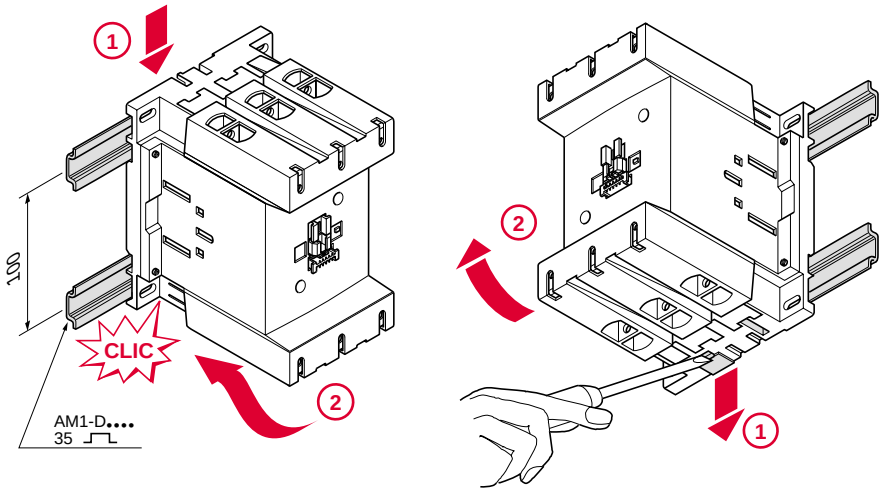

inches = mm x 0.0394

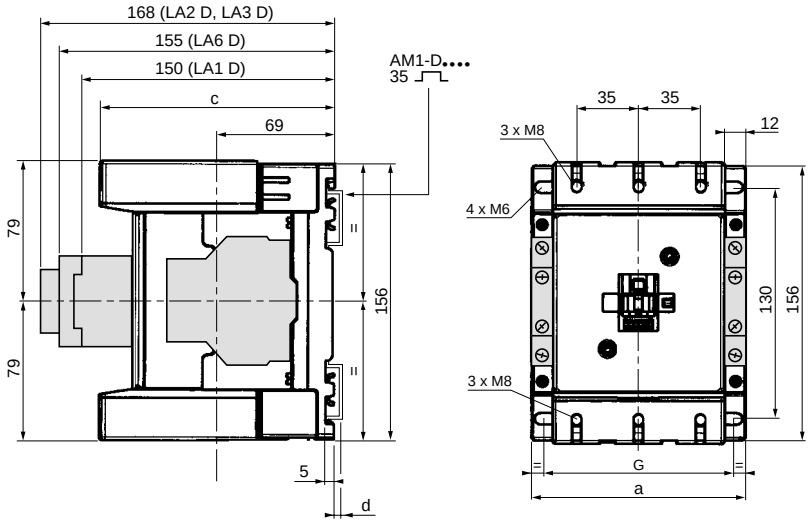

inches = mm x 0.0394

		LC1	
mm		3P	4P
a		120	155
c	D115..	132	132
	D115..6	115	115
	D150..	132	-
	D150..6	115	-
G	D115	96/110	130/144
	D150	96/110	-
d	AM1-DP200	2	2
	AM1-DE200	9,5	9,5

⚠ DANGER / PELIGRO / DANGER

HAZARDOUS VOLTAGE	TENSION PELIGROSA	TENSION DANGEREUSE
Disconnect all power before servicing equipment. Electric shock will result in death or serious injury	Desenergice el equipo antes de realizarte servico. Una descarga eléctrica podrá causar la muerte o lesiones serias.	Coupez l'alimentation avant de travailler sur cet appareil. Une électrocution entrainera la mort ou des blessures graves.

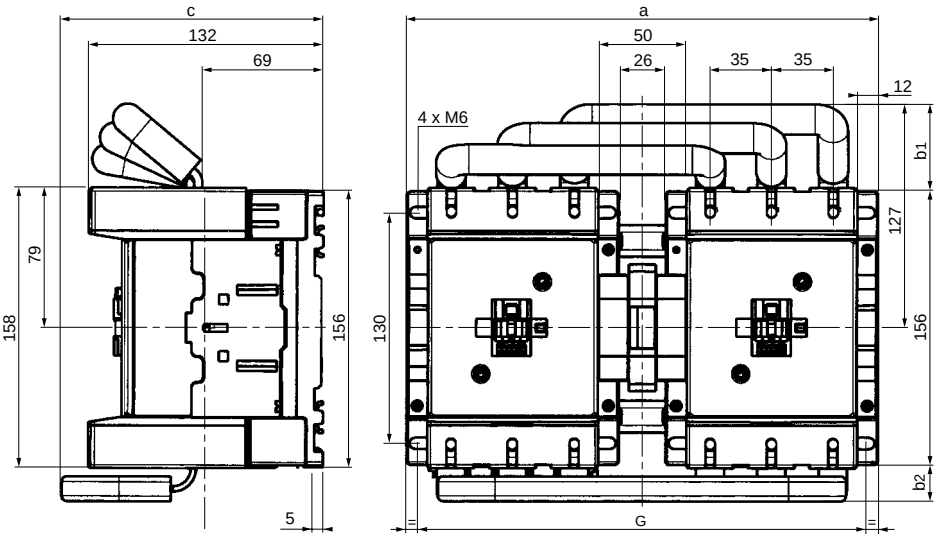

inches = mm x 0.0394

		LC2	
mm		3P	4P
a		266	334
b1		56	-
b2		18	60
c		148	148
G	D115	242/256	310/324
	D150	242/256	-

		[mm²]	[mm²]	[mm²]	[mm²]	AWG	AWG	[mm²]	[mm²]	[mm]	Philips n 2	⬡	c
D 115 D 150		10 : 120	10 … 120 + 10 … 50	10 : 120	10 … 120 + 10 … 50	8 … 250 MCM	8 … 250 MCM + 8 … 0	10 : 120	10 … 120 + 10 … 50	25		4	12 N.m 100 lb.in.
LX-D		1 … 2,5	1 … 2,5 + 1 … 2,5	1 … 2,5	1 … 2,5 + 1 … 2,5	18 … 14	18 … 14 + 18 … 14	1 … 2,5	1 … 2,5 + 1 … 2,5	8	Ø6		1.2 N.m 10 lb.in.